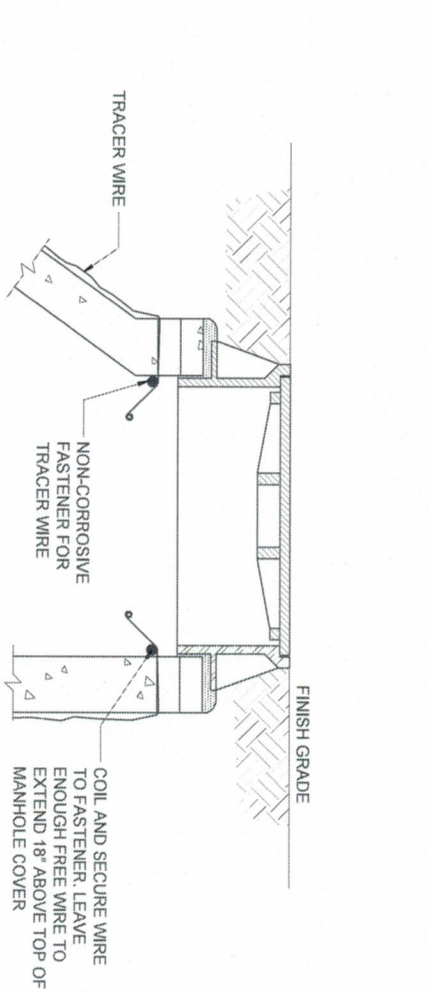
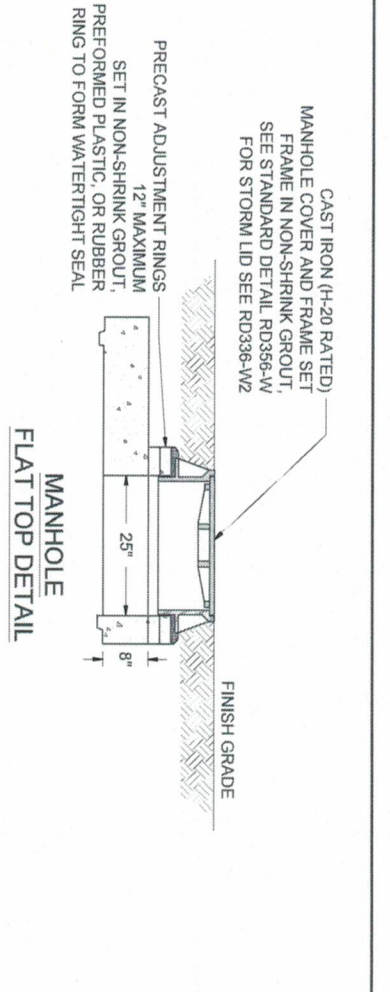



- NOTES:**
1. ALL PRECAST SECTIONS SHALL CONFORM TO REQUIREMENTS OF ASTM C478
 2. STANDARD PRECAST MANHOLE SECTION DIAMETER SHALL BE 48". USE 42" IF SPECIFIED BY THE ENGINEER. MAXIMUM PIPE DIAMETER 24".
 3. ALL CONNECTING PIPES SHALL HAVE A FLEXIBLE, GASKETED, AND UNRESTRAINED JOINT WITHIN 18" OF MANHOLE WALL.
 4. SEE STD DWG RD344-W FOR MANHOLE BASE SECTION.
 5. ALL CONNECTING PIPES SHALL HAVE A TRACER WIRE, OR APPROVED ALTERNATE.
 6. LADDER WITH NOTCHED SAFETY RAIL AND REMOVABLE EXTENSION IS REQUIRED FOR MANHOLES WITH DEPTHS BETWEEN 24" AND 50'.
 7. INTERIOR DROPS EXCEEDING 24" REQUIRE DROP MANHOLE.
 8. FLAT-TOP MANHOLE REQUIRED WHEN DEPTH FROM FINISH GRADE TO INVERT IS LESS THAN 6'.



MANHOLE TRACER WIRE DETAIL



NOTES:
 1. THIS DETAIL HAS BEEN MODIFIED BY THE CITY OF WINSTON. ALL MATERIAL AND DIMENSIONS SHALL BE IN ACCORDANCE WITH THE CURRENT OREGON STANDARD SPECIFICATIONS

WINSTON STANDARD DRAWING

STANDARD SANITARY SEWER MANHOLE