



PROPOSED FRONT ELEVATION

- ① 36" ILLUMINATED CHANNEL TRUE VALUE LOGO SIGN - WHITE
- ② 12" ILLUMINATED CHANNEL HARDWARE - WHITE
- ③ PMS 186 - RED BACKER PANEL
- ④ 48" ILLUMINATED CHANNEL DC FARMERS LOGO - RED & GREEN
- ⑤ 12" ACRYLIC DEPARTMENT SIGNS
- ⑥ 24" ILLUMINATED PURINA CABINET - WHITE
- ⑦ 18" ILLUMINATED CHANNEL CONVENIENCE STORE LOGO - BLACK
- ⑧ 8" RED DOOR STRIPE

The Store Planning Department of the True Value Company prepared this plan to demonstrate a suggested general arrangement of fixtures and equipment in the Customer's store for which it was drawn. All measurements are approximate and based on available information. Actual measurements must be verified on-site by the customer purchaser of the plans or his/her contractor. Federal, state and local regulations apply to the design of retail establishments. It is the responsibility of the member purchasing these plans, in concert with his/her contractor, to ensure that these plans and the actual build out of such plans complies with all such federal, state and local requirements, including but not limited to ADA accessibility requirements. The True Value Company disclaims all responsibility for ensuring such legal compliance and for any work done by a contractor using this plan. This plan is an unpublished work, to which the True Value Company reserves common law rights pursuant to Title 17 of the United States Code. Unauthorized use, copying or publication of this plan is prohibited.

Notes:


Project Scope:

- New Relocation Grocery Elevation Only
- Remodel Branch International Rental
- Conversion Expansion SAA Other


Lineal Foot Recap	Square Ft Recap
True Value Lineal: 1897	TV Retail: 13820
Total Lineal: 1985	TV Rental: 0
OEPM Count: 1	Other Dept 1: 0
End Cap Count: 33	Other Dept 2: 0
Ceiling Ht: Fixtures are planned for a 0'-0" ceiling.	Total Retail: 13820
	Non Retail: 2180
	Total Building: 16000


#19260-1
DC Farmers CO-OP
True Value
 Street Address
 Winston, OR 97496
 Customer: Melvin Burke Phone #: 541-679-6911

Exterior Paint:


 PMS 186
 Paint: True Value Red Neutral Base
 Application: True Value Feature Color


Exterior Color Scheme 1:

 Paint: WeatherAll Satin
 Color: Barrier Reef 8B2
 Application: Primary Color


 PMS Black 4 Coated
 Paint: WeatherAll Satin
 Color: Bronze
 Application: Accent Color

Exterior Color Scheme 2:

 Paint: WeatherAll Satin
 Color: Airplane 8B16
 Application: Primary Color

 Paint: WeatherAll Satin
 Color: Music Stand 8C20
 Application: Accent Color

Exterior Sign Sizes:



- STORE NAME IS TO BE 30% OF THE "T" IN TRUE VALUE LOGO SIGN
- LOGO: A SPACE OF 2X ALL AROUND
- HEIGHT OF "T": DIVIDED BY 6 = "X" HEIGHT
- MEMBER NAME (OR SUPPORTING COPY) SHOULD BE 2X AWAY FROM LOGO
- PREFERRED FONT: GOTHAM BLACK

Contacts:

TAM: Steven Hawn	RPC: TBD
SAM: N/A	MAC: TBD
ROM: Philip Busch	DPP: TBD
RSM: Mark Warren	PM: N/A

Store Planner: Melissa Arellano
 Senior Store Planner: Laura Uscanga

Elevation Plan Sheet #: **E1**
 Scale: NOT TO SCALE
 Drawing File: 19260TA1_082521.dwg