




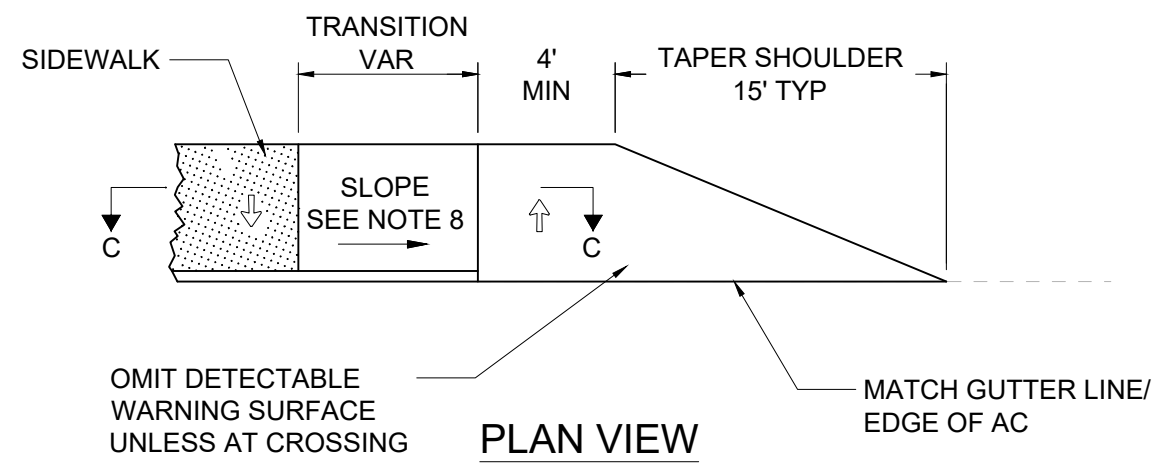
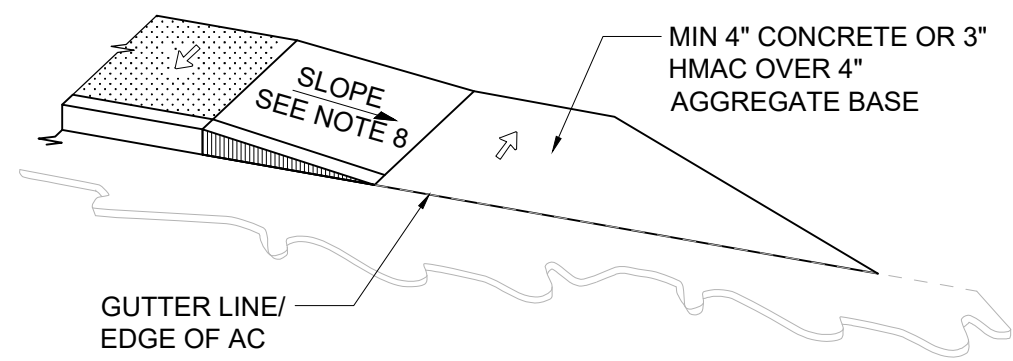


SIDEWALK CURB RAMP

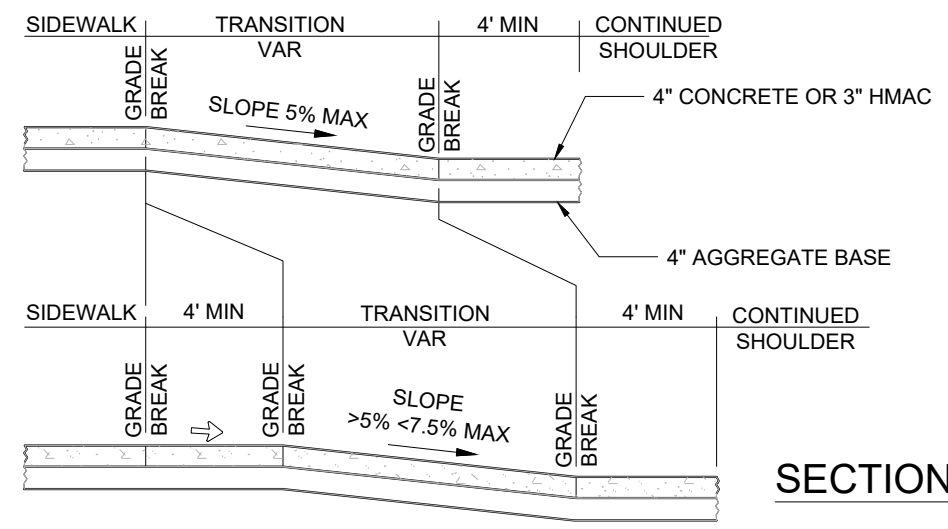
-  SIDEWALK
-  TURNING SPACE
SEE NOTE 9
-  DETECTABLE WARNING SURFACE
-  1.5% MAX SLOPE
(2% FINISHED)
-  7.5% MAX SLOPE
(8.3% FINISHED)



PLAN VIEW



END OF SIDEWALK CURB RAMP



SECTION C-C

- NOTES:**
1. ALL CURB RAMPS MUST BE INSPECTED BY A CERTIFIED INSPECTOR USING THE ODOT ADA INSPECTION FORMS.
 2. TOOLED JOINTS ARE REQUIRED AT ALL CURB RAMP SLOPE BREAK LINES.
 3. CURB RAMP SLOPES SHOWN ARE RELATIVE TO THE TRUE LEVEL HORIZON (ZERO BUBBLE).
 4. PLACE DETECTABLE WARNING SURFACE IN THE LOWER 2' ADJACENT TO TRAFFIC OF THROAT OF CURB RAMP ONLY.
 5. CHECK THE GUTTER FLOW DEPTH TO ASSURE THAT THE DESIGN FLOOD DOES NOT OVERTOP THE BACK OF THE SIDEWALK. IF OVERTOPPING OCCURS PLACE AN INLET AT UPSTREAM SIDE OR PERFORM OTHER APPROVED DESIGN MITIGATION.
 6. CURB RAMPS FOR PATHS INTERSECTING A ROADWAY SHOULD BE FULL WIDTH OF PATH, EXCLUDING FLARES. WHEN A CURB RAMP IS USED TO PROVIDE BICYCLE ACCESS FROM A ROADWAY TO A SIDEWALK, THE CURB RAMP SHOULD BE 8' WIDE.

7. ON OR ALONG STATE HIGHWAYS, CURB AND GUTTER IS REQUIRED AT CURB RAMPS.
8. GRADE BREAKS AT THE TOP AND BOTTOM OF CURB RAMP RUNS SHALL BE PERPENDICULAR TO THE DIRECTION OF THE RAMP RUN. GRADE BREAKS SHALL NOT BE PERMITTED ON THE SURFACE OF RAMP RUNS AND TURNING SPACES. SURFACE SLOPES THAT MEET AT GRADE BREAKS SHALL BE FLUSH.
9. WHEN THE SLOPE OF THE TRANSITION AREA IS GREATER THAN 5%, A 4'x4' SPACE WITH MAX 1.5% SLOPE IS REQUIRED AT THE TOP OF THE RAMP. SEE SECTION C-C.
10. TURNING SPACE:
 - WITH NO CONSTRAINED: 4.5'x4.5' NOMINAL, 4'x4' MIN
 - WITH CONSTRAINED: 4.5'x5.5' NOMINAL, 4'x5' MIN (WITH LONGER DIMENSION IN DIRECTION OF PEDESTRIAN STREET CROSSING.) FOR THE PURPOSES OF THIS APPLICATION, A MAX 2% FINISHED SURFACE SLOPE (FOR DRAINAGE) IS CONSIDERED LEVEL.



NOTES:
1. THIS DETAIL HAS BEEN MODIFIED BY THE CITY OF WINSTON. ALL MATERIAL AND WORKMANSHIP SHALL BE IN ACCORDANCE WITH THE CURRENT OREGON STANDARD SPECIFICATIONS.

WINSTON STANDARD DRAWING

PEDESTRIAN RAMPS