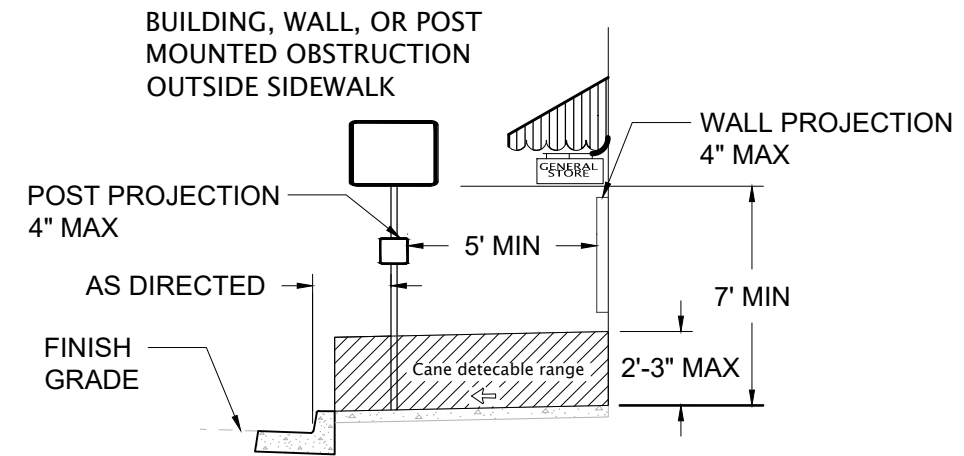
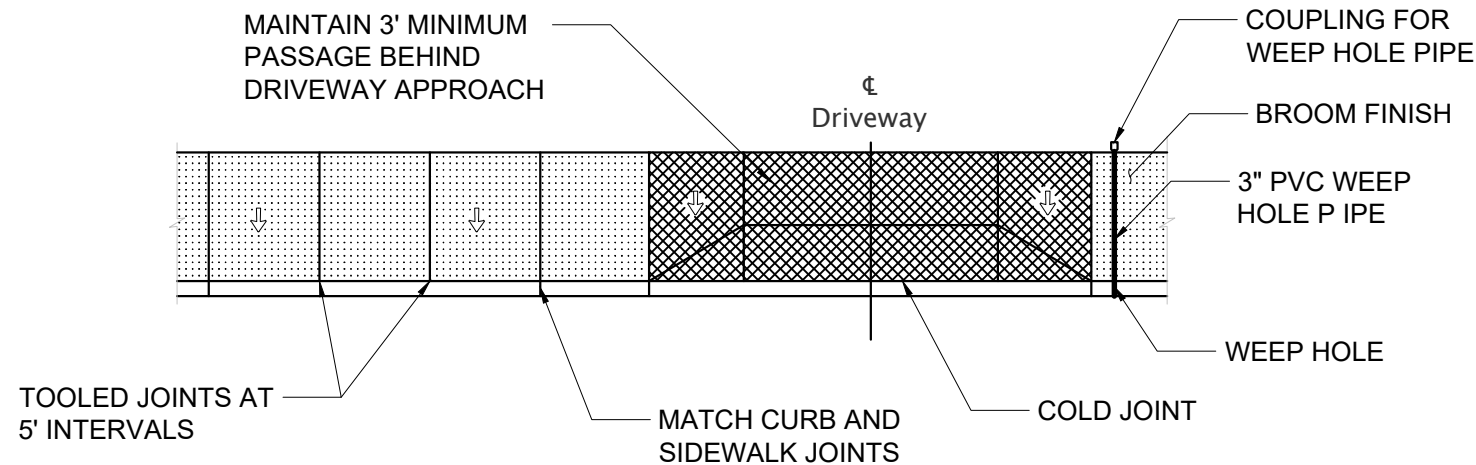





**TYPICAL CURB SIDEWALK  
CROSS SECTION**

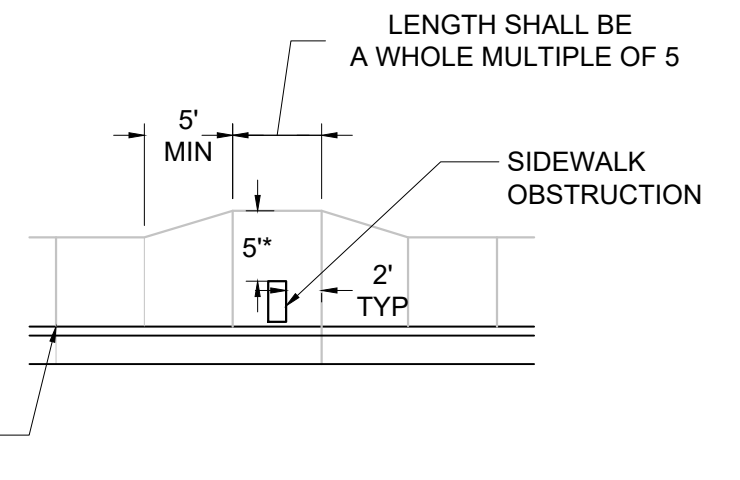


**CLEAR CIRCULATION PATH**  
SEE NOTE 6



**TYPICAL PLAN VIEW  
CURB LINE SIDEWALK**

-  SIDEWALK
-  DRIVEWAY PAY LIMIT
-  SLOPE  
1.5% MAX  
2% MAX FINISHED SURFACE SLOPE



**REQUIRED SIDEWALK WIDENING  
AROUND OBSTRUCTIONS**  
\*SEE NOTE 7

**NOTES:**

1. INCLUDE ADDITIONAL PAVED OR UNPAVED 2' CLEARANCE TO VERTICAL FACES HIGHER THAN 5' SUCH AS RETAINING WALLS, SOUND WALLS, FENCES, AND BUILDINGS.
2. CURB TYPE AND SIDEWALK WIDTH AS SHOWN ON PLANS OR AS DIRECTED.
3. INSTALL WEEP HOLES WHERE DIRECTED. PLACE CONSTRUCTION JOINT ON TOP OF PIPE.
4. CONSTRUCT EXPANSION JOINTS AT 200' MAXIMUM SPACING, POINTS OF TANGENCY, AND ENDS OF DRIVEWAYS.

5. CONSTRUCT CONTRACTION JOINTS AT 15' MAXIMUM SPACING, ENDS OF DRIVEWAYS, AND CURB RAMPS.
6. OBJECTS WITH BASE BELOW 2'-3" MAY PROTRUDE ANY DISTANCE AS LONG AS THE 5' CIRCULATION PATH IS MAINTAINED. WHEN AN OBJECT WITH A BASE HIGHER THAN 2'-3" PROTRUDES FURTHER THAN 4" PROVIDE A DETECTION BELOW PROTRUSION TO DELINEATE EDGE.
7. WHEN SITE CONSTRAINTS PROHIBIT A 5' PASSAGE, THE ENGINEER MAY DIRECT THIS TO BE REDUCED, BUT NO LESS THAN 4'



NOTES:  
1. THIS DETAIL HAS BEEN MODIFIED BY THE CITY OF WINSTON. ALL MATERIAL AND WORKMANSHIP SHALL BE IN ACCORDANCE WITH THE CURRENT OREGON STANDARD SPECIFICATIONS.

**WINSTON STANDARD DRAWING**

**SIDEWALKS**